


INSTRUCTION GUIDE


STJ003 SPIN TIGHT J SERIES CLAMP TOOL

FOR USE WITH SMOOTH ID J-SERIES CLAMPS

STRAPBINDER®




Slide HBJ001 Adapter on to ST001 Spin-Tite tool to make the STJ003 tool. Tighten set screw. Put tool in a vise. Slide the clamp into the tool until the clamp tail engages the gripper of the tool.




Insert hose assembly into the clamp and apply tension by turning the handle of the tool.

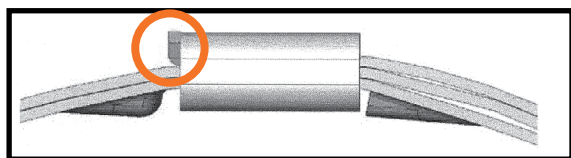
When the band no longer moves through the lock, maximum tension has been applied.



Roll the hose assembly over until the hook of the HBJ001 adapter rests behind the edge of the lock. You must reverse the tension of the tool by 1/2-3/4 of a turn during the roll over process.



Cut the band with the shear lever.



The cut off end of the clamp will be flush with the lock.



SCAN HERE TO WATCH
THE TOOL DEMO VIDEO